












Johannesburg, Gauteng to Riverside Country Estate Drive 51.2 km, 39 min

## Johannesburg

-  1. Head south on Von Wielligh St toward Commissioner St  
800 m
-  2. Turn left onto Wemmer Jubilee Rd  
450 m
-  3. Turn right onto Wemmer Pan Rd  
1.7 km
-  4. Use the left 2 lanes to turn left onto the N17 ramp to Springs  
 Partial toll road  
46.1 km
-  5. Turn left onto Anchor Rd  
500 m
-  6. Turn right onto Ermelo Rd/R29  
1.3 km
-  7. Turn right onto Haasbroek Rd  
 Destination will be on the right  
400 m

## Riverside Country Estate

Haasbroek Rd, Springs, 1560

These directions are for planning purposes only. You may find that construction projects, traffic, weather, or other events may cause conditions to differ from the map results, and you should plan your route accordingly. You must obey all signs or notices regarding your route.